



Mi·Light Subordinate New Brand

Smart LED Strip Controller

Introduction

Controller adopt the widely used 2.4GHz wireless technology with the features of low power consumption, long signal transmitting and strong anti-interference, etc. Controller has auto-transmitting and auto-synchronizing function. Widely used on the controlling of hotel lighting and home lighting.



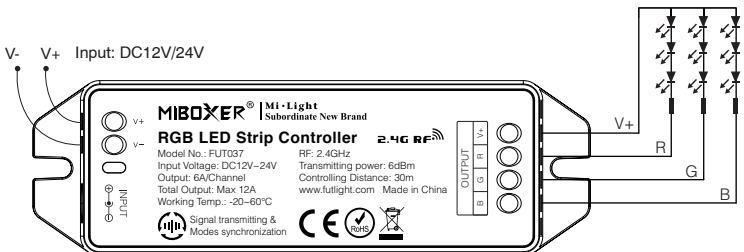
RGB LED Strip Controller

- RGB Color changing
- Mix Red, Green and Blue light to adjust color temperature
- Dimmable Saturation control
- 2.4G RF wireless transmission technology
- Remote control Control distance 30m
- Smartphone APP control (2.4GHz gateway is needed)
- Support third party voice control (2.4GHz gateway is needed)



Technical Specifications:

- Model No.: FUT037
- Working Voltage: DC12V~24V
- Output Max: 6A/Channel
- Total Output Max: 12A
- Working Temperature: -20~60°C
- RF: 2.4GHz
- Transmitting power: 6dBm
- Max Controlling Distance: 30m
- Output Connection: Common anode



Dynamic Mode Sheet

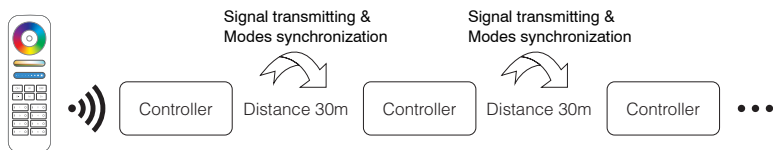
Number	Dynamic Mode	Brightness / Saturation / Speed
1	Mardi Gras	Adjustable
2	Automatic color change	
3	Sam	
4	Gemstone	
5	Twilight	
6	American	
7	Fat Tuesday	
8	Party	
9	Slow Color Splash	

Signal transmitting

One strip controller can transmit the signals from the remote control to another controller within 30m, as long as there is a strip controller within 30m, the remote control distance can be limitless.

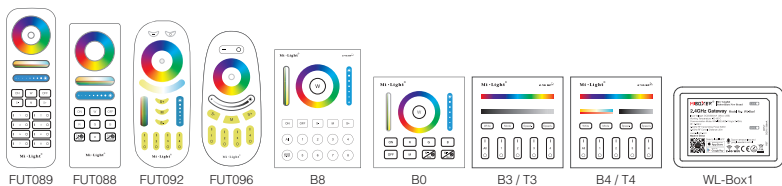
Modes synchronization

Different controllers can work synchronously when they are started at different times, controlled by the same remote, under same dynamic mode and within 30m distance.



Link/Unlink

Compatible with these remote controls (Purchased separately)



Lighting can be working after linking with remote; for more details, pls read the remote instruction.

Attention

1. Please check whether the input voltage of the constant voltage power supply is in accordance with the controller, and please check the connection of both the cathode and anode, otherwise the controller will be broken.
2. Please don't connect wires with power on. Please turn on again only when it is in right connection and no short circuit.
3. Please do not use the controller in the place with widely range metal area or strong electromagnetic wave nearby, otherwise, the remote distance will be seriously affected .



Signal transmitting & Modes synchronization